



GUJARAT INDUSTRIES POWER COMPANY LIMITED
P O PETROCHEMICALS – 391 346, DISTRICT VADODARA
PHONE NOS: 2232768 / 2232213 / 2230159, FAX NO: (0265) 2230473
Email : csacshah@gipcl.com Website : www.gipcl.com
CIN – L99999GJ1985PLC007868

Ref : SEC/REG.31(b)/31-DEC-15/16/

Date : 5th January, 2016.

| | |
|--------------------------------------------------------------------------------------------------------|--------------------------------------------------------------------------------------------------------------------------------------------------------------------|
| BSE Limited (Listing Dept.) Sir Phiroze Jeejeebhoy Towers, Dalal Street, Mumbai – 400 001. | National Stock Exchange of India Ltd. Exchange Plaza, 5 th floor, Plot no. C/1, G Block, Bandra Kurla Complex, Bandra (E) Mumbai – 400 051. |
|--------------------------------------------------------------------------------------------------------|--------------------------------------------------------------------------------------------------------------------------------------------------------------------|

Dear Sir(s),

Sub. : Shareholding Pattern under Regulation 31(b) of Uniform Listing Agreement
for the Quarter ended on 31st December, 2015.

With reference to the captioned subject, we enclose herewith the Share Holding Pattern of the Company for the Quarter ended on 31st December, 2015 as required in terms of the Reg. 31(b) of the SEBI (Listing Obligations and Disclosure Requirements) Regulations, 2015.

Kindly find the said Shareholding Pattern in order and take on your record.

Thanking you,

Yours Faithfully,
For Gujarat Industries Power Co. Ltd.

(CS A C Shah)
Company Secretary & DGM (Legal)

Encl. As Above

Shareholding Pattern under Regulation 31 of SEBI (Listing Obligations and Disclosure Requirements) Regulations, 2015

QTR ENDED: 31/12/2015

| | |
|----|-----------------------------------------------------------------------------------------------------------------------------|
| 1 | Name of Listed Entity: GUJARAT INDUSTRIES POWER COMPANY LIMITED |
| 2 | Scrip Code/Name of Scrip/Class of Security: BSE: 517300 NSE:GIPCL EQ - EQUITY SHARES |
| 3 | Share Holding Pattern Filed under: Reg. 31(1)(a)/Reg. 31(1)(b)/Reg.31(1)(c) |
| a. | If under 31(1)(b) then indicate the report for Quarter ending |
| b. | If under 31(1)(c) then indicate date of allotment/extinguishment |
| 4 | Declaration: The Listed entity is required to submit the following declaration to the extent of submission of information:- |


| Particulars | Yes* | No* |
|------------------------------------------------------------------------------------------|------|-----|
| 1 Whether the Listed Entity has issued any partly paid up shares? | | No |
| 2 Whether the Listed Entity has issued any Convertible Securities or Warrants? | | No |
| 3 Whether the Listed Entity has any shares against which depository receipts are issued? | | No |
| 4 Whether the Listed Entity has any shares in locked-in? | | No |
| 5 Whether any shares held by promoters are pledged or otherwise encumbered? | | No |

* If the Listed Entity selects the option 'No' for the questions above, the columns for the partly paid up shares, Outstanding Convertible Securities/Warrants, depository receipts, locked-in shares, No of shares pledged or otherwise encumbered by promoters, as applicable, shall not be displayed at the time of dissemination on the Stock Exchange website. Also wherever there is 'No' declared by Listed Entity in above table the values will be considered as 'Zero' by default on submission of the format of holding of specified securities.

GENERATED ON :04/01/2016

NSDL : 31/12/2015


CDSL :31/12/2015



DM

Gujarat Industries Power Company Limited
Table II (I)(a)- Statement showing shareholding pattern of the Promoter and Promoter Group

| Category | Category & Name of shareholders | PAN | Nos. of shareholders | No. of fully paid up equity shares held | No. of Partly paid-up equity shares held | No. of underlying Depository Receipts | Total nos. shares held (IV)+(V)+(VI) | Shareholding as a % of total no. of shares (calculated as per SCRR, 1957) | Number of Voting Rights held in each class of securities | | | No. of Shares Underlying Outstanding convertible securities (including Warrants) | Shareholding, as a % assuming full conversion of convertible securities as a percentage of diluted share (capital) | Number of Locked in shares | | Number of Shares pledged or otherwise | Number of equity shares held in dematerialised form |
|----------|-----------------------------------------------------------------------|-----|----------------------|-----------------------------------------|------------------------------------------|---------------------------------------|--------------------------------------|---------------------------------------------------------------------------|----------------------------------------------------------|-------------|----------------------------|----------------------------------------------------------------------------------|--------------------------------------------------------------------------------------------------------------------|----------------------------|--------------------------------|---------------------------------------|-----------------------------------------------------|
| | | | | | | | | | No of Voting Rights | | Total as a % of (A+B+C) | | | No. (a) | As a % of total Shares held(b) | | |
| | | | | | | | | | Class eg: X | Class eg: Y | | | | | | | |
| 1 | Indian | | | | | | | | (IX) | (X) | (XI) = (VII)+(X) As a % of | (XII) | (XIII) | (XIV) | | | |
| (a) | Individuals / Hindu Undivided Family | | 0 | 0 | 0 | 0 | 0.0000 | 0.0000 | 0 | 0 | 0.0000 | 0 | 0.0000 | 0 | 0.0000 | 0 | |
| (b) | Central Government / State Government(s) | | 0 | 0 | 0 | 0 | 0.0000 | 0.0000 | 0 | 0 | 0.0000 | 0 | 0.0000 | 0 | 0.0000 | 0 | |
| (c) | Financial Institutions / Banks | | 5 | 88040261 | 0 | 0 | 88040261 | 58.2080 | 0 | 0 | 0.0000 | 0 | 0.0000 | 0 | 0.0000 | 84236161 | |
| (d) | Any Other (Specify) | | 5 | 88040261 | 0 | 0 | 88040261 | 58.2080 | 0 | 0 | 0.0000 | 0 | 0.0000 | 0 | 0.0000 | 84236161 | |
| | Bodies Corporate | | | | | | | | | | | | | | | | |
| | Gujarat Urja Vikas Nigam Limited | | 1 | 38384397 | 0 | 0 | 38384397 | 25.3779 | 0 | 0 | 0.0000 | 0 | 0.0000 | 0 | 0.0000 | 38384397 | |
| | Gujarat Alkalies And Chemicals Limited | | 1 | 23088980 | 0 | 0 | 23088980 | 15.2653 | 0 | 0 | 0.0000 | 0 | 0.0000 | 0 | 0.0000 | 23088980 | |
| | Gujarat State Fertilizers & Chemicals Limited | | 1 | 22362784 | 0 | 0 | 22362784 | 14.7852 | 0 | 0 | 0.0000 | 0 | 0.0000 | 0 | 0.0000 | 22362784 | |
| | Petrofils Cooperative Limited | | | 3804100 | 0 | 0 | 3804100 | 2.5151 | 0 | 0 | 0.0000 | 0 | 0.0000 | 0 | 0.0000 | 0 | |
| | Liquidator Petrofils Co-Operative Limited | | 1 | 400000 | 0 | 0 | 400000 | 0.2645 | 0 | 0 | 0.0000 | 0 | 0.0000 | 0 | 0.0000 | 400000 | |
| | Sub Total (A)[1] | | 5 | 88040261 | 0 | 0 | 88040261 | 58.2080 | 0 | 0 | 0.0000 | 0 | 0.0000 | 0 | 0.0000 | 84236161 | |
| 2 | Foreign | | | | | | | | | | | | | | | | |
| (a) | Individuals (Non-Resident Individuals / Foreign Individuals) | | 0 | 0 | 0 | 0 | 0.0000 | 0.0000 | 0 | 0 | 0.0000 | 0 | 0.0000 | 0 | 0.0000 | 0 | |
| (b) | Government | | 0 | 0 | 0 | 0 | 0.0000 | 0.0000 | 0 | 0 | 0.0000 | 0 | 0.0000 | 0 | 0.0000 | 0 | |
| (c) | Institutions | | 0 | 0 | 0 | 0 | 0.0000 | 0.0000 | 0 | 0 | 0.0000 | 0 | 0.0000 | 0 | 0.0000 | 0 | |
| (d) | Foreign Portfolio investor | | 0 | 0 | 0 | 0 | 0.0000 | 0.0000 | 0 | 0 | 0.0000 | 0 | 0.0000 | 0 | 0.0000 | 0 | |
| (e) | Any Other (Specify) | | 0 | 0 | 0 | 0 | 0.0000 | 0.0000 | 0 | 0 | 0.0000 | 0 | 0.0000 | 0 | 0.0000 | 0 | |
| | Sub Total (A)[2] | | 0 | 0 | 0 | 0 | 0.0000 | 0.0000 | 0 | 0 | 0.0000 | 0 | 0.0000 | 0 | 0.0000 | 0 | |
| | Total Shareholding Of Promoter And Promoter Group (A) = (A)(1)+(A)(2) | | 5 | 88040261 | 0 | 0 | 88040261 | 58.2080 | 0 | 0 | 0.0000 | 0 | 0.0000 | 0 | 0.0000 | 84236161 | |




[Handwritten signature]

Gujarat Industries Power Company Limited

Table III - Statement showing shareholding pattern of the Public shareholder

FOR QUARTER ENDED : 31ST DECEMBER, 2015

| Category | Category & Name of shareholders | PAN | Nos. of shareholders | No. of fully paid up equity shares held | No. of Partly paid up equity shares held | No. of shares underlying Depository Receipts | Total nos. shares held (IV)+(V)+(VI) | Shareholding as a % of total shares (calculate as per SCRR, 1957) | Number of Voting Rights held in each class of securities | | No. of Shares Underlying Outstanding convertible securities (including Warrants) | Shareholding, as a % assuming full conversion of convertible securities (as a percentage of diluted share capital) | Number of Locked in shares | | Number of Shares pledged or otherwise | Number of equity shares held in dematerialised form | |
|----------|---------------------------------------------|------|----------------------|-----------------------------------------|------------------------------------------|----------------------------------------------|--------------------------------------|-------------------------------------------------------------------|----------------------------------------------------------|-------|----------------------------------------------------------------------------------|--------------------------------------------------------------------------------------------------------------------|----------------------------|--------------------------------|---------------------------------------|-----------------------------------------------------|----------|
| | | | | | | | | | No of Voting Rights | Total | | | No. (a) | As a % of total Shares held(b) | | | |
| | (i) | (ii) | (iii) | (iv) | (v) | (vi) | (vii) = (iv)+(v)+(vi) | (viii) As a % of (A+B+C2) | (ix) | (x) | (xi) = (vii)-(x) As a % of | (xii) | (xiii) | (xiv) | | | |
| 1 | Institutions | | | | | | | | | | | | | | | | |
| (a) | Mutual Fund | | 20 | 9135153 | 0 | 0 | 9135153 | 6.0397 | 0 | 0 | 0 | 0.0000 | 0 | 0.0000 | 0 | 0.0000 | 9131953 |
| | ICICI Prudential Value Fund Series 1 | | | 2662149 | 0 | 0 | 2662149 | 1.7601 | 0 | 0 | 0 | 0.0000 | 0 | 0.0000 | 0 | 0.0000 | 2662149 |
| (b) | Venture Capital Funds | | 0 | 0 | 0 | 0 | 0 | 0.0000 | 0 | 0 | 0 | 0.0000 | 0 | 0.0000 | 0 | 0.0000 | 0 |
| (c) | Alternate Investment Funds | | 0 | 0 | 0 | 0 | 0 | 0.0000 | 0 | 0 | 0 | 0.0000 | 0 | 0.0000 | 0 | 0.0000 | 0 |
| (d) | Foreign Venture Capital Investors | | 0 | 0 | 0 | 0 | 0 | 0.0000 | 0 | 0 | 0 | 0.0000 | 0 | 0.0000 | 0 | 0.0000 | 0 |
| (e) | Foreign Portfolio Investor | | 9 | 2220898 | 0 | 0 | 2220898 | 1.4684 | 0 | 0 | 0 | 0.0000 | 0 | 0.0000 | 0 | 0.0000 | 2220898 |
| | Comgest Growth Plc - Comgest Growth India | | | 1785101 | 0 | 0 | 1785101 | 1.1802 | 0 | 0 | 0 | 0.0000 | 0 | 0.0000 | 0 | 0.0000 | 1785101 |
| (f) | Financial Institutions / Banks | | 7 | 31608 | 0 | 0 | 31608 | 0.0209 | 0 | 0 | 0 | 0.0000 | 0 | 0.0000 | 13328 | 42.1665 | 28208 |
| (g) | Insurance Companies | | 6 | 14537174 | 0 | 0 | 14537174 | 9.6113 | 0 | 0 | 0 | 0.0000 | 0 | 0.0000 | 0 | 0.0000 | 14537174 |
| | ICICI Prudential Life Insurance Company Ltd | | | 6625466 | 0 | 0 | 6625466 | 4.3804 | 0 | 0 | 0 | 0.0000 | 0 | 0.0000 | 0 | 0.0000 | 6625466 |
| | Life Insurance Corporation Of India | | | 5258204 | 0 | 0 | 5258204 | 3.4765 | 0 | 0 | 0 | 0.0000 | 0 | 0.0000 | 0 | 0.0000 | 5258204 |
| (h) | Provident Funds/ Pension Funds | | 0 | 0 | 0 | 0 | 0 | 0.0000 | 0 | 0 | 0 | 0.0000 | 0 | 0.0000 | 0 | 0.0000 | 0 |
| (i) | Any Other (Specify) | | 17 | 2893109 | 0 | 0 | 2893109 | 1.9128 | 0 | 0 | 0 | 0.0000 | 0 | 0.0000 | 0 | 0.0000 | 2890909 |
| | Foreign Institutional Investors | | 14 | 2890909 | 0 | 0 | 2890909 | 1.9113 | 0 | 0 | 0 | 0.0000 | 0 | 0.0000 | 0 | 0.0000 | 2890909 |
| | Government Of Singapore - Singapore | | | 2100000 | 0 | 0 | 2100000 | 1.3884 | 0 | 0 | 0 | 0.0000 | 0 | 0.0000 | 0 | 0.0000 | 2100000 |
| | UTI | | 3 | 2200 | 0 | 0 | 2200 | 0.0015 | 0 | 0 | 0 | 0.0000 | 0 | 0.0000 | 0 | 0.0000 | 0 |
| | Sub Total (B)(1) | | 59 | 28817942 | 0 | 0 | 28817942 | 19.0530 | 0 | 0 | 0 | 0.0000 | 0 | 0.0000 | 13328 | 0.0462 | 28809142 |



DM

Gujarat Industries Power Company Limited

Table IV - Statement showing shareholding pattern of the Non Promoter- Non Public shareholder

FOR QUARTER ENDED : 31ST DECEMBER, 2015

| Category | Category & Name of shareholders | PAN | Nos. of shares | No. of fully paid up equity shares held | No. of Partly paid-up equity shares held | No. of shares underlying Depository Receipts | Total share nos. held | Shareholding as a % of total no. of shares (calculated as per SCRR, 1957) | Number of Voting Rights held in each class of securities | | | No. of Shares Underlying Outstanding convertible securities (including Warrants) | Shareholding, as a % assuming full conversion of convertible securities (as a percentage of diluted share capital) | Number of Locked in shares | | Number of Shares pledged or otherwise | | Number of dematerialised equity shares held in form |
|----------|----------------------------------------------------------------------------------------------------------------------|-----|----------------|-----------------------------------------|------------------------------------------|----------------------------------------------|-----------------------|---------------------------------------------------------------------------|----------------------------------------------------------|-------------------------|-------|----------------------------------------------------------------------------------|--------------------------------------------------------------------------------------------------------------------|---------------------------------|---------------------------------|---------------------------------------|--------------------------------|-----------------------------------------------------|
| | | | | | | | | | No of Voting Rights | Total as a % of (A+B+C) | Total | | | No. (a) of total Shares held(b) | No. (a) of total Shares held(b) | As a % of total Shares held(b) | As a % of total Shares held(b) | |
| 1 | Custodian/DR Holder Employee Benefit Trust (under SEBI (Share based Employee Benefit) Regulations, 2014) | (i) | (ii) | (iii) | (iv) | (v) | (vi) | (vii) = (iv)+(v) /+(vi) | (viii) As a % of (A+B+C2) | (ix) | (x) | (xi) = (vii)+(x) As a % of (A+B+C2) | (xii) | (xiii) | (xiv) | | | |
| 2 | Total Non-Promoter- Non Public Shareholding (C)= (C1)+(C2) | | 0 | 0 | 0 | 0 | 0 | 0.0000 | 0.0000 | 0 | 0 | 0.0000 | 0 | 0 | 0 | | | |

DMS

