

**GUJARAT INDUSTRIES POWER COMPANY LIMITED  
VADODARA**

QUARTER ENDED 31/03/2018


**Shareholding Pattern under Regulation 31 of SEBI (Listing Obligations and Disclosure Requirements)  
Regulations, 2015**

General information about company	
Scrip Code/Symbol	BSE : 517300 NSE:GIPCL EQ
Name of the company	Gujarat Industries Power Company Limited
Class of Security	Equity Shares
Type of Report	Quarterly
Quarter ended	31-03-2018
Date of allotment/ extinguishment (in case of Capital Restructuring selected/ Listing date	N/A
Shareholding pattern filed under	Reg. 31(1)(b)

GENERATED ON :02/04/2018

NSDL : 31/03/2018

CDSL :31/03/2018



**GUJARAT INDUSTRIES POWER COMPANY LIMITED  
VADODARA**

QUARTER ENDED 31/03/2018

**Declaration**


Sr. No.	Particulars	Yes/No
1	Whether the Listed Entity has issued any partly paid up shares?	No
2	Whether the Listed Entity has issued any Convertible Securities or Warrants?	No
3	Whether the Listed Entity has issued any Warrants?	No
4	Whether the Listed Entity has any shares against which depository receipts are issued?	No
5	Whether the Listed Entity has any shares in locked-in?	No
6	Whether any shares held by promoters are pledge or otherwise encumbered?	No
7	Whether company has equity shares with differential voting rights?	No

- |  |
|--|
| <p>1. All the fields in this table are mandatory.</p>  |
| <p>2. Select (Yes/No) from drop down depending upon the applicability of shares of the company. For e.g. if you will select (No) then it will hide corresponding column from all the respective sheets</p> |

GENERATED ON :02/04/2018

NSDL : 31/03/2018

CDSL :31/03/2018



**Gujarat Industries Power Company Limited  
Vadodara**

**Table I - Summary Statement holding of specified securities**


**QUARTER ENDED 31/03/2018**

Category	Category of shareholder	Number of shareholders	No. of fully paid up equity shares held	No. of Partly paid-up equity shares held	No. of shares underlying Depository Receipts	Total nos. shares held	Shareholding as a % of total no. of shares (calculated as per SCRR, 1957)	Number of Voting Rights held in each class of securities			No. of Shares Underlying Outstanding convertible securities (including Warrants)	No. Of Warrants	No. Of Shares Underlying Outstanding convertible securities and No. Of Warrants	Shareholding, as a % assuming full conversion of convertible securities (as a percentage of diluted share capital)	Number of Locked in shares		Number of Shares pledged or otherwise		Number of equity shares held in dematerialised form	
								No of Voting Rights							Total As a % of (A+B+C)	No. (a)	As a % of total Shares held (b)	No. (a)		As a % of total Shares held (b)
								Class eg: X	Class eg: y	Total										
(I)	(II)	(III)	(IV)	(V)	(VI)	(VII) = (IV)+(V)+(VI)	(VIII) As a % of (A+B+C2)	(IX)			(X)	(XI)	(XII) = (VII)+(X) As a % of (A+B+C2)	(XIII)	(XIV)		(XV)			
(A)	Promoter & Promoter Group	5	88040261	0	0	88040261	58.21	88040261	0	88040261	58.21	0	0	0	58.21	0	0.0000	0	0.0000	84236161
(B)	Public	53517	63210927	0	0	63210927	41.79	63210927	0	63210927	41.79	0	0	0	41.79	0	0.0000	NA	NA	62079528
(C)	Non Promoter - Non Public	0	0	0	0	0	0.00	0	0	0	0.00	0	0	0	0.00	0	0.0000	NA	NA	0
(C1)	Shares Underlying DRs	0	0	0	0	0	0.00	0	0	0	0.00	0	0	0	0.00	0	0.0000	NA	NA	0
(C2)	Shares Held By Employee Trust	0	0	0	0	0	0.00	0	0	0	0.00	0	0	0	0.00	0	0.0000	NA	NA	0
	<b>Total</b>	<b>53522</b>	<b>151251188</b>	<b>0</b>	<b>0</b>	<b>151251188</b>	<b>100</b>	<b>151251188</b>	<b>0</b>	<b>151251188</b>	<b>100</b>	<b>0</b>	<b>0</b>	<b>0</b>	<b>100</b>	<b>0</b>	<b>0</b>	<b>0</b>	<b>0</b>	<b>146315689</b>

GENERATED ON :02/04/2018

NSDL : 31/03/2018

CDSL :31/03/2018




**Gujarat Industries Power Company Limited**

**Vadodara**

**Table II - Statement showing shareholding pattern of the Promoter and Promoter Group**

QUARTER ENDED 31/03/2018

Category & Name of the shareholders	PAN	Nos. of shareholders	No. of fully paid up equity shares held	Partly paid-up equity shares held	No. of shares underlying Depository Receipts	Total nos. shares held	Shareholding % calculated as per SCRR, 1957 As a % of (A+B+C2)	Number of Voting Rights held in each class of securities			No. of Shares Underlying & Outstanding convertible securities (including Warrants)	No. Of Warrants	No. Of Shares Underlying & Outstanding convertible securities and No. Of Warrants	Shareholding, as a % assuming full conversion of convertible securities (as a percentage of diluted share capital)	Number of Locked in shares		Number of Shares pledged or otherwise		Number of equity shares held in dematerialised form	
								No of Voting Rights							Total As a % of (A+B+C)	No. (a)	As a % of total Shares held (b)	No. (a)		As a % of total Shares held (b)
								Class eg: X	Class eg: Y	Total										
								(IX)												
<b>1 Indian</b>						(VII) = (IV)+(V)+(VI)	(VIII) As a % of (A+B+C2)						(XI) = (VII)+(X) As a % of (A+B+C2)							
(a) Individuals / Hindu Undivided Family		0	0	0	0	0	0.0000	0	0	0	0.0000	0	0	0	0.0000	0	0.0000	0	0	
(b) Central Government / State Government(s)		0	0	0	0	0	0.0000	0	0	0	0.0000	0	0	0	0.0000	0	0.0000	0	0	
(c) Financial Institutions / Banks		0	0	0	0	0	0.0000	0	0	0	0.0000	0	0	0	0.0000	0	0.0000	0	0	
(d) Any Other (Specify)		5	88040261	0	0	88040261	58.21	88040261	0	88040261	58.2080	0	0	0	58.21	0	0.0000	0	0.0000	84236161
(i) Bodies Corporate		5	88040261	0	0	88040261	58.21	88040261	0	88040261	58.2080	0	0	0	58.21	0	0.0000	0	0.0000	84236161
(i) Gujarat Urja Vikas Nigam Limited		1	38384397	0	0	38384397	25.38	38384397	0	38384397	25.38	0	0	0	25.38	0	0.0000	0	0.0000	38384397
(ii) Gujarat Alkalies And Chemicals Limited		1	23088980	0	0	23088980	15.27	23088980	0	23088980	15.27	0	0	0	15.27	0	0.0000	0	0.0000	23088980
(iii) Gujarat State Fertilizers & Chemicals Limited		1	22362784	0	0	22362784	14.79	22362784	0	22362784	14.79	0	0	0	14.79	0	0.0000	0	0.0000	22362784
(iv) Petrofils Cooperative Limited		1	3804100	0	0	3804100	2.52	3804100	0	3804100	2.52	0	0	0	2.52	0	0.0000	0	0.0000	0
(iv) Liquidator Petrofils Cooperative Limited		1	400000	0	0	400000	0.26	400000	0	400000	0.26	0	0	0	0.26	0	0.0000	0	0.0000	400000
<b>Sub Total (A)(1)</b>		<b>5</b>	<b>88040261</b>	<b>0</b>	<b>0</b>	<b>88040261</b>	<b>58.21</b>	<b>88040261</b>	<b>0</b>	<b>88040261</b>	<b>58.21</b>	<b>0</b>	<b>0</b>	<b>0</b>	<b>58.21</b>	<b>0</b>	<b>0</b>	<b>0</b>	<b>0</b>	<b>84236161</b>
<b>2 Foreign</b>																				
(a) Individuals (Non-Resident Individuals / Foreign Individuals)		0	0	0	0	0	0.00	0	0	0	0.00	0	0	0	0.0000	0	0.0000	0	0.0000	0
(b) Government		0	0	0	0	0	0.00	0	0	0	0.00	0	0	0	0.0000	0	0.0000	0	0.0000	0
(c) Institutions		0	0	0	0	0	0.00	0	0	0	0.00	0	0	0	0.0000	0	0.0000	0	0.0000	0
(d) Foreign Portfolio Investor		0	0	0	0	0	0.00	0	0	0	0.00	0	0	0	0.0000	0	0.0000	0	0.0000	0
(e) Any Other (Specify)		0	0	0	0	0	0.00	0	0	0	0.00	0	0	0	0.0000	0	0.0000	0	0.0000	0
<b>Sub Total (A)(2)</b>		<b>0</b>	<b>0</b>	<b>0</b>	<b>0</b>	<b>0</b>	<b>0.00</b>	<b>0</b>	<b>0</b>	<b>0</b>	<b>0.00</b>	<b>0</b>	<b>0</b>	<b>0</b>	<b>0.0000</b>	<b>0</b>	<b>0.0000</b>	<b>0</b>	<b>0.0000</b>	<b>0</b>
<b>Total Shareholding Of Promoter And Promoter Group (A)= (A)(1)+(A)(2)</b>		<b>5</b>	<b>88040261</b>	<b>0</b>	<b>0</b>	<b>88040261</b>	<b>58.21</b>	<b>88040261</b>	<b>0</b>	<b>88040261</b>	<b>58.2078</b>	<b>0</b>	<b>0</b>	<b>0</b>	<b>58.21</b>	<b>0</b>	<b>0</b>	<b>0</b>	<b>0</b>	<b>84236161</b>



Details of Shares which remain unclaimed may be given here along with details such as number of shareholders, outstanding shares held in demat/unclaimed suspense account, voting rights which are frozen etc.

NIL

Note:

(1) PAN would not be displayed on website of Stock Exchange(s)

(2) The term 'Encumbrance' has the same meaning as assigned under regulation 28(3) of SEBI (Substantial Acquisition of Shares and Takeovers) Regulations, 2011.


**Gujarat Industries Power Company Limited**

**Vadodara**

**Table III - Statement showing shareholding pattern of the Public shareholder**

QUARTER ENDED 31/03/2018

Category & Name of the shareholders	PAN	Nos. of shareholders	No. of fully paid up equity shares held	Partly paid-up equity shares held	No. of shares underlying Depository Receipts	Total nos. shares held	Shareholding % calculated as per SCRR, 1957 As a % of (A+B+C2)	Number of Voting Rights held in each class of securities			No. of Shares Underlying Outstanding convertible securities (including Warrants)	No. Of Warrants	No. Of Shares Underlying Outstanding convertible securities and No. Of Warrants	Shareholding, as a % assuming full conversion of convertible securities (as a percentage of diluted share capital)	Number of Locked in shares		Number of Shares pledged or otherwise		Number of equity shares held in dematerialised form	
								No of Voting Rights		Total as a % of (A+B+C)					No. (a)	As a % of total Shares held (b)	No. (a)	As a % of total Shares held (b)		
								Class eg: X	Class eg: y											Total
(I)	(II)	(III)	(IV)	(V)	(VI)	(VII) = (IV)+(V)+ (VI)	(VIII) As a % of (A+B+C2)	(IX)			(X)	(XI)	(XI)(a)	(XI) = (VII)+(X) As a % of (A+B+C2)	(XII)	(XIII)		(XIV)		
<b>1 Institutions</b>																				
(a) Mutual Fund		6	12806157	0	0	12806157	8.47	12806157	0	12806157	8.47	0	0	0	8.47	0	0	NA	NA	12804757
(i) Icici Prudential Balanced Fund	/	1	6704557	0	0	6704557	4.43	6704557	0	6704557	4.43	0	0	0	4.43	0	0	NA	NA	6704557
(ii) Hdfc Trustee Company Limited - Hdfe Prudence Fund	/	1	6100000	0	0	6100000	4.03	6100000	0	6100000	4.03	0	0	0	4.03	0	0	NA	NA	6100000
(b) Venture Capital Funds		0	0	0	0	0	0.00	0	0	0	0.00	0	0	0	0.00	0	0	NA	NA	0
(c) Alternate Investment Funds		0	0	0	0	0	0.00	0	0	0	0.00	0	0	0	0.00	0	0	NA	NA	0
(d) Foreign Venture Capital Investors		0	0	0	0	0	0.00	0	0	0	0.00	0	0	0	0.00	0	0	NA	NA	0
(e) Foreign Portfolio Investor		18	5060035	0	0	5060035	3.35	5060035	0	5060035	3.35	0	0	0	3.35	0	0	NA	NA	5060035
(i) Government Of Singapore - E	/	1	2100000	0	0	2100000	1.39	2100000	0	2100000	1.39	0	0	0	1.39	0	0	NA	NA	2100000
(ii) Comgest Growth Plc - Comgest Growth India	/	1	1785101	0	0	1785101	1.18	1785101	0	1785101	1.18	0	0	0	1.18	0	0	NA	NA	1785101
(f) Financial Institutions / Banks		6	46959	0	0	46959	0.03	46959	0	46959	0.03	0	0	0	0.03	0	0	NA	NA	43659
(g) Insurance Companies		5	6286105	0	0	6286105	4.16	6286105	0	6286105	4.16	0	0	0	4.16	0	0	NA	NA	6286105
(i) Life Insurance Corporation Of India	/	1	5258204	0	0	5258204	3.48	5258204	0	5258204	3.48	0	0	0	3.48	0	0	NA	NA	5258204
(h) Provident Funds/ Pension Funds		0	0	0	0	0	0.00	0	0	0	0.00	0	0	0	0.00	0	0	NA	NA	0
(i) Any Other (Specify)		1	300	0	0	300	0.00	300	0	300	0.00	0	0	0	0.00	0	0	NA	NA	0
(j) UTI		1	300	0	0	300	0.00	300	0	300	0.00	0	0	0	0.00	0	0	NA	NA	0
Sub Total (B)[1]		36	24199556	0	0	24199556	16.00	24199556	0	24199556	16.00	0	0	0	16.00	0	0	NA	NA	24194556
Central Government/ State Government(s)/ President of India																				
Central Government / State Government(s)		7	11852366	0	0	11852366	7.84	11852366	0	11852366	7.84	0	0	0	7.84	0	0	NA	NA	11824033
(i) Gujarat Power Corporation Limited	/	1	4977491	0	0	4977491	3.29	4977491	0	4977491	3.29	0	0	0	3.29	0	0	NA	NA	4977491
(ii) Gujarat State Petroleum Corporation Ltd	/	1	3697000	0	0	3697000	2.44	3697000	0	3697000	2.44	0	0	0	2.44	0	0	NA	NA	3697000
(iii) Gujarat State Electricity Corporation Limited	/	1	2205882	0	0	2205882	1.46	2205882	0	2205882	1.46	0	0	0	1.46	0	0	NA	NA	2205882
Sub Total (B)[2]		7	11852366	0	0	11852366	7.84	11852366	0	11852366	7.84	0	0	0	7.84	0	0	NA	NA	11824033
<b>3 Non-Institutions</b>																				





**Gujarat Industries Power Company Limited  
Vadodara**

**Table IV - Statement showing shareholding pattern of the Non Promoter- Non Public shareholder**

**QUARTER ENDED 31/03/2018**

Category & Name of the shareholders	PAN	Nos. of shareholders	No. of fully paid up equity shares held	Partly paid-up equity shares held	No. of shares underlying Depository Receipts	Total nos. shares held	Shareholding % calculated as per SCRR, 1957 As a % of (A+B+C2)	Number of Voting Rights held in each class of securities				No. of Shares Underlying Outstanding convertible securities (including Warrants)	No. Of Warrants	No. Of Shares Underlying Outstanding convertible securities and No. Of Warrants	Shareholding, as a % assuming full conversion of convertible securities (as a percentage of diluted share capital)	Number of Locked in shares		Number of Shares pledged or otherwise		Number of equity shares held in dematerialised form
								No of Voting Rights			Total as a % of (A+B+C)					No. (a)	As a % of total Shares held(b)	No. (a)	As a % of total Shares held(b)	
								Class eg: X	Class eg: y	Total										
(I)	(II)	(III)	(IV)	(V)	(VI)	(VII) = (IV)+(V)+(VI)	(VIII) As a % of (A+B+C2)	(IX)				(X)	(XI)	(XI)(a)	(XI) = (VII)+(X) As a % of (A+B+C2)	(XII)		(XIII)		(XIV)
1. Custodian/DR Holder	NA	0	0	0	0	0	0.0000	0	0	0	0.0000	0	0	0	0.0000	0	0.0000	NA	NA	0
2. Employee Benefit Trust (under SEBI (Share based Employee Benefit) Regulations, 2014)	NA	0	0	0	0	0	0.0000	0	0	0	0.0000	0	0	0	0.0000	0	0.0000	NA	NA	0
Total Non-Promoter- Non Public Shareholding (C)= (C)(1)+(C)(2)	NA	0	0	0	0	0	0.0000	0	0	0	0.0000	0	0	0	0.0000	0	0.0000	NA	NA	0


**Note:**

- (1) PAN would not be displayed on website of Stock Exchange(s).
- (2) The above format needs to disclose name of all holders holding more than 1% of total number of shares
- (3) W.r.t. the information pertaining to Depository Receipts, the same may be disclosed in the respective columns to the extent information available

GENERATED ON :02/04/2018

NSDL : 31/03/2018

CDSL :31/03/2018




**GUJARAT INDUSTRIES POWER COMPANY LIMITED  
VADODARA**

**Annexure to Table II- Details of Shares which remain unclaimed for Promoter & Promoter Group**

**QUARTER ENDED 31/03/2018**

**Details of Shares which remain unclaimed for Promoter & Promoter Group**

Serial No.	Number of shareholders	Outstanding shares held in demat or unclaimed suspense account	Voting rights which are frozen	Disclosure of notes on shares which remain unclaimed for Promoter or Promoter shareholders
	NIL	NIL	NIL	NIL






**GUJARAT INDUSTRIES POWER COMPANY LIMITED  
VADODARA**

**Annexure to Table III- A- Details of the shareholders acting as persons in Concert for Public**

**QUARTER ENDED 31/03/2018**

**Details of the shareholders acting as persons in Concert for Public**

Serial No.	Name of the PAC	No of Shares	Percentage of shareholding by PAC
	NIL	NIL	NIL



**GUJARAT INDUSTRIES POWER COMPANY LIMITED  
VADODARA**

**Annexure to Table III- B Details of Shares which remain unclaimed for Public**

**QUARTER ENDED 31/03/2018**

**Details of Shares which remain unclaimed for Public**

Serial No.	Number of shareholders	Outstanding shares held in demat or unclaimed suspense account	Voting rights which are frozen	Disclosure of notes on shares which remain unclaimed for public shareholders
1	1	100	100	KOKILA MEHTA
2	1	100	100	DUDHRAJ MEHTA
3	1	200	200	MILANKUMAR SHIVLAL PARMAR
4	1	205	205	B. VIJAY BHASKAR
5	1	103	103	SH. U.K. GOEL
6	1	100	100	UMA CHAKRABORTY
7	1	100	100	SHAILESH M. RAIYANI
8	1	100	100	PUSHPA BHALCHANDRA SARAIYA
9	1	100	100	SUDHIR ATTREY
10	1	100	100	MUKUND PATEL
	<b>10</b>	<b>1208</b>	<b>1208</b>	

