



GUJARAT INDUSTRIES POWER COMPANY LIMITED
P O PETROCHEMICALS – 391 346, DISTRICT VADODARA
PHONE NOS: 2232768 / 2232213 / 2230159, FAX NO: (0265) 2230473

Email : csacshah@gipcl.com Website : www.gipcl.com

CIN – L99999GJ1985PLC007868

SEC/REGU31(1)(b)/30.06.16/2016/

Date : 5th July, 2016.

BSE Limited (Listing Dept.) Sir Phiroze Jeejeebhoy Towers, Dalal Street, Mumbai – 400 001.	National Stock Exchange of India Ltd. Exchange Plaza, 5 th floor, Plot no. C/1, G Block, Bandra Kurla Complex, Bandra (E) Mumbai – 400 051.
--	---

Dear Sir(s),


Sub. : Shareholding Pattern for the Quarter ended 30th June, 2016.

Pursuant to the Regulation 31(1)(b) of the SEBI (Listing Obligations and Disclosure Requirements) Regulations, 2015, we are enclosing herewith the Share Holding Pattern of the Company for the Quarter ended on 30th June, 2016.

Kindly find the said Shareholding Pattern in order and take on your record.

Thanking you,

Yours Faithfully,
For Gujarat Industries Power Co. Ltd.


(CS A C Shah)
Company Secretary & DGM (Legal)

Encl. As Above

Shareholding Pattern under Regulation 31 of SEBI (Listing Obligations and Disclosure Requirements) Regulations, 2015

1	Name of Listed Entity: Gujarat Industries Power Company Limited
2	Scrip Code/Name of Scrip/Class of Security: BSE: 517300 NSE:GIPCL EQ
3	Share Holding Pattern Filed under: Reg. 31(1)(b)
a.	If under 31(1)(b) then indicate the report for Quarter ending on: 30th June, 2016.
b.	If under 31(1)(c) then indicate date of allotment/extinguishment
4	Declaration: The Listed entity is required to submit the following declaration to the extent of submission of information:-

Particulars	Yes*	No*
1 Whether the Listed Entity has issued any partly paid up shares?		No
2 Whether the Listed Entity has issued any Convertible Securities or Warrants?		No
3 Whether the Listed Entity has any shares against which depository receipts are issued?		No
4 Whether the Listed Entity has any shares in locked-in?		No
5 Whether any shares held by promoters are pledged or otherwise encumbered?		No

* If the Listed Entity selects the option 'No' for the questions above, the columns for the partly paid up shares, Outstanding Convertible Securities/Warrants, depository receipts, locked-in shares, No of shares pledged or otherwise encumbered by promoters, as applicable, shall not be displayed at the time of dissemination on the Stock Exchange website. Also wherever there is 'No' declared by Listed Entity in above table the values will be considered as 'Zero' by default on submission of the format of holding of specified securities.

GENERATED ON :02/07/2016

NSDL : 30/06/2016

CDSL :30/06/2016



(Handwritten signature)


Gujarat Industries Power Company Limited

Table I - Summary Statement holding of specified securities

QUARTER ENDED ON: 30-06-16

Category	Category of shareholder	Number of shareholders	No. of fully paid up equity shares held	No. of Partly paid-up equity shares held	No. of shares underlying Depository Receipts	Total nos. shares held (IV)+(V)+(VI)	Shareholding as a % of total no. of shares (calculate as per SCRR, 1957)	Number of Voting Rights held in each class of securities		No. of Shares Underlying Outstanding convertible securities (including Warrants)	Shareholding, as a % assuming full conversion of convertible securities (as a percentage of diluted share capital)	Number of Locked In shares		Number of Shares pledged or otherwise encumbered		Number of equity shares held in dematerialised form
								No of Voting Rights	% of (A+B+C)			No. (a)	As a % of total Shares held(b)	No. (a)	As a % of total Shares held(b)	
(I)	(II)	(III)	(IV)	(V)	(VI)	(VII) = (IV)+(V)+(VI)	(VIII) As a % of (A+B+C2)	(IX)	(X)	(XI) = (VII)*(X) As a % of	(XII)	(XIII)	(XIV)			
(A)	Promoter & Promoter Group	5	88040261	0	0	88040261	58.2080	88040261	0	58.2080	0	0.0000	0	0.0000	84236161	
(B)	Public	57797	63210927	0	0	63210927	41.7920	63210927	0	41.7920	0	0.0000	0	0.0000	61718947	
(C)	Non Promoter - Non Public															
(C1)	Shares Underlying DRs	0	0	0	0	0	0.0000	0	0	0.0000	0	0.0000	0	0.0000	0	
(C2)	Shares Held By Employee Trust	0	0	0	0	0	0.0000	0	0	0.0000	0	0.0000	0	0.0000	0	
	Total	57802	151251188	0	0	151251188	100.0000	151251188	0	100.0000	0	0.0000	0	0.0000	145955108	

GENERATED ON : 02/07/2016 NSDL : 30/06/2016 COSL : 30/06/2016



DM

Gujarat Industries Power Company Limited

Table II - Statement showing shareholding pattern of the Promoter and Promoter Group

QUARTER ENDED ON: 30-06-16

Category & Name of the shareholders	PAN	Nos. of shareholders	No. of fully paid up equity shares held	Partly paid-up equity shares held	No. of shares underlying Depository Receipts	Total nos. shares held (IV)+(V)+(VI)	Shareholding as per SCRR, 1957 As a % of (A+B+C2)	Number of Voting Rights held in each class of securities			No. of Underlying convertible securities (including Warrants)	Shareholding, as a % assuming full conversion of securities (as a percentage of diluted share capital)	Number of Locked in shares		Number of equity shares held in dematerialised form		
								No of Voting Rights X	Class eg: y	Total			As a % of total Shares held(b)	As a % of total Shares held(b)		No. (a)	No. (a)
(I)	(II)	(III)	(IV)	(V)	(VI)	(VII) = (IV)+(V)+(VI)	(VIII) As a % of (A+B+C2)	(IX)	(X)	(XI) = (VII)+(X) As a % of (A+B+C2)	(XII)	(XIII)	(XIV)				
1 Indian																	
(a) Family		0	0	0	0	0	0.0000	0	0	0	0.0000	0	0.0000	0			
Central Government / State Government(s)		0	0	0	0	0	0.0000	0	0	0	0.0000	0	0.0000	0			
(c) Financial Institutions / Banks		0	0	0	0	0	0.0000	0	0	0	0.0000	0	0.0000	0			
(d) Any Other (Specify)		5	88040261	0	0	88040261	58.2080	88040261	0	88040261	58.2080	0	0.0000	84236161			
Bodies Corporate		5	88040261	0	0	88040261	58.2080	88040261	0	88040261	58.2080	0	0.0000	84236161			
Gujarat Urja Vikas Nigam Limited	AAACG2861L	1	38384397	0	0	38384397	25.3779	38384397	0	38384397	25.3779	0	0.0000	38384397			
Gujarat Alkalies And Chemicals Limited	AAACG8896M	1	23088980	0	0	23088980	15.2653	23088980	0	23088980	15.2653	0	0.0000	23088980			
Gujarat State Fertilizers & Chemicals Limited	AAACG7996C	1	22362784	0	0	22362784	14.7852	22362784	0	22362784	14.7852	0	0.0000	22362784			
Petroffs Cooperative Limited	EXEMPTCATG	2	4204100	0	0	4204100	2.7795	4204100	0	4204100	2.7795	0	0.0000	400000			
Sub Total (A)(1)		5	88040261	0	0	88040261	58.2080	88040261	0	88040261	58.2080	0	0.0000	84236161			
2 Foreign																	
Individuals (Non-Resident Individuals / Foreign Individuals)		0	0	0	0	0	0.0000	0	0	0	0.0000	0	0.0000	0			
(b) Government		0	0	0	0	0	0.0000	0	0	0	0.0000	0	0.0000	0			
(c) Institutions		0	0	0	0	0	0.0000	0	0	0	0.0000	0	0.0000	0			
(d) Foreign Portfolio Investor		0	0	0	0	0	0.0000	0	0	0	0.0000	0	0.0000	0			
(e) Any Other (Specify)		0	0	0	0	0	0.0000	0	0	0	0.0000	0	0.0000	0			
Sub Total (A)(2)		0	0	0	0	0	0.0000	0	0	0	0.0000	0	0.0000	0			
Total Shareholding Of Promoter And Promoter Group (A)= (A)(1)+(A)(2)		5	88040261	0	0	88040261	58.2080	88040261	0	88040261	58.2080	0	0.0000	84236161			

Details of Shares which remain unclaimed may be given here along with details such as number of shareholders, outstanding shares held in demat/unclaimed suspense account, voting rights which are frozen etc.

Note:


(1) PAN would not be displayed on website of Stock Exchange(s)

(2) The term 'Encumbrance' has the same meaning as assigned under regulation 28(3) of SEBI (Substantial Acquisition of Shares and Takeovers) Regulations, 2011.

GENERATED ON :02/07/2016

NSDL : 30/06/2016

CDSL :30/06/2016



Gujarat Industries Power Company Limited
Table IV - Statement showing shareholding pattern of the Non Promoter- Non Public shareholder

QUARTER ENDED ON: 30-06-16

Category & Name of the shareholders	PAN	Nos. of shareholders	No. of fully paid up equity shares held	Partly paid-up equity shares held	No. of shares underlying Depository Receipts	Total nos. shares held	Shareholding % as per SCRR, 1957 As a % of (A+B+C2)	Number of Voting Rights held in each class of securities			No. of Shares Underlying Outstanding convertible securities (including Warrants) (as a percentage of diluted share capital)	Shareholding, as a % assuming full conversion of convertible securities (as a percentage of diluted share capital)	Number of Locked in shares	Number of Shares pledged or otherwise		Number of equity shares held in dematerialised form			
								No of Voting Rights	Class eg: X	Class eg: y				Total	No. (a)		As a % of total Shares held(b)	No. (a)	As a % of total Shares held(b)
1 Custodian/DR Holder	(I)	(III)	(IV)	(V)	(VI)	(VII) = (IV)+(V)+(VI)	(VIII) As a % of (A+B+C2)	(IX)	(X)	(XI) = (VII)+(X) As a % of	(XII)	(XIII)	(XIV)						
Employee Benefit Trust (under SEBI (Share based Employee Benefit) Regulations, 2014)		0	0	0	0	0	0.0000	0	0	0.0000	0	0.0000	0	0.0000	0	0	0		
Total Non-Promoter- Non Public Shareholding (C) = (C1)+(C2)		0	0	0	0	0	0.0000	0	0	0.0000	0	0.0000	0	0.0000	0	0	0		

[Handwritten Signature]

Note:
(1) PAN would not be displayed on website of Stock Exchange(s).
(2) The above format needs to disclose name of all holders holding more than 1% of total number of shares
(3) W.r.t. the information pertaining to Depository Receipts, the same may be disclosed in the respective columns to the extent information available

Gujarat Industries Power Company Limited

Table III - Statement showing shareholding pattern of the Public shareholder

Category & Name of the shareholders	PAN	Nos. of Shareholders	No. of fully paid up equity shares held	Partly paid-up equity shares held	No. of shares underlying Depository Receipts	Total nos. shares held (VII) = (IV)+(V)+(VI)	Shareholding % calculated as per SCRR, 1957 As a % of (A+B+C2)	Number of Voting Rights held in each class of securities			No. of Shares Underlying Outstanding convertible securities (including Warrants)	Shareholding % assuming full conversion of convertible securities (as a percentage of diluted share capital)	Number of Locked in shares		Number of Shares pledged or otherwise	Number of equity shares held in dematerialised form		
								No of Voting Rights	Total as a % of (A+B+C)	(IX)			(X)	(XI) = (VII)+(X) As a % of			No. (a)	As a % of total Shares held(b)
1 Institutions																		
(a) Mutual Fund		17	8948287	0	0	8948287	5.9162	8948287	0	8948287	5.9162	0	0.0000	NA	NA	8948287		
ICICI Prudential Balanced Fund	AAAAI0038F		3951698	0	0	3951698	2.6127	3951698	0	3951698	2.6127	0	0.0000	NA	NA	3951698		
ICICI Prudential Value Fund - Series 1	AAAAI0038F		2662149	0	0	2662149	1.7601	2662149	0	2662149	1.7601	0	0.0000	NA	NA	2662149		
(b) Venture Capital Funds		0	0	0	0	0	0.0000	0	0	0	0.0000	0	0.0000	NA	NA	0		
(c) Alternate Investment Funds		0	0	0	0	0	0.0000	0	0	0	0.0000	0	0.0000	NA	NA	0		
(d) Foreign Venture Capital Investors		0	0	0	0	0	0.0000	0	0	0	0.0000	0	0.0000	NA	NA	0		
(e) Foreign Portfolio Investor		24	5101877	0	0	5101877	3.3731	5101877	0	5101877	3.3731	0	0.0000	NA	NA	5101877		
Government Of Singapore - E	AAAUG0594R		2100000	0	0	2100000	1.3884	2100000	0	2100000	1.3884	0	0.0000	NA	NA	2100000		
Comgest Growth Plc - Comgest Growth India	AACCC5394E		1785101	0	0	1785101	1.1802	1785101	0	1785101	1.1802	0	0.0000	NA	NA	1785101		
Financial Institutions / Banks		7	22818	0	0	22818	0.0151	22818	0	22818	0.0151	0	0.0000	NA	NA	19418		
(f) Insurance Companies		6	14533275	0	0	14533275	9.6087	14533275	0	14533275	9.6087	0	0.0000	NA	NA	14533275		
(g) ICICI Prudential Life Insurance Company Ltd	AAACI7351P		6621567	0	0	6621567	4.3779	6621567	0	6621567	4.3779	0	0.0000	NA	NA	6621567		
Life Insurance Corporation Of India	AAACL0582H		5258204	0	0	5258204	3.4765	5258204	0	5258204	3.4765	0	0.0000	NA	NA	5258204		
(h) Provident Funds/ Pension Funds		0	0	0	0	0	0.0000	0	0	0	0.0000	0	0.0000	NA	NA	0		
(i) Any Other (Specify)		3	2200	0	0	2200	0.0015	2200	0	2200	0.0015	0	0.0000	NA	NA	0		
UTI		3	2200	0	0	2200	0.0015	2200	0	2200	0.0015	0	0.0000	NA	NA	0		
Sub Total (B)(1)		57	28608457	0	0	28608457	18.9145	28608457	0	28608457	18.9145	0	0.0000	NA	NA	28599657		

